
Manual for the virtual nyrstar meeting 2020

Attending the Nyrstar meeting electronically

This year we're having a virtual meeting, allowing you to participate online, using your smartphone, tablet or computer.



You will be able to view a live webcast of the meeting, ask the Directors questions online and submit your votes in real time.

Visit <https://web.lumiagm.com/145975593> in your web browser (no Google search) on your smartphone, tablet or computer. Please ensure you have the latest versions of Chrome, Safari and Edge. **DON'T USE INTERNET EXPLORER.**


Log in on time to ensure that your browser is compatible.

If you have voting rights, enter your username and password and select "Login" .

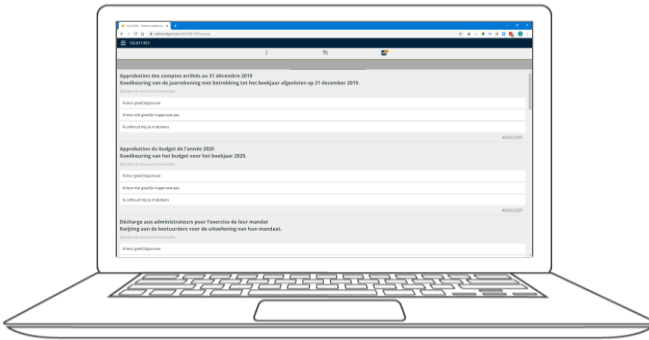
You will be able to login to the site from 09:00am CEST, 30th June 2020.



NAVIGATION


When successfully authenticated, the info screen will be displayed.  You can view company information, ask questions and pre-vote.

There is no webcast during the pre-voting.



QUESTIONS

Any shareholder is eligible to ask questions.

If you would like to ask a question, select the messaging icon .

Messages can be submitted at any time during the Q&A session up until the Chairman closes the session.

Type your message in the chat box at the bottom of the message screen.

If you are happy with your message, click the send button.

Questions sent via the Lumi AGM online platform will be moderated before being sent to the chairman.



MULTI MOTION VOTING

Voting during the meeting

This vote will open at the meeting. Shareholders can vote **during** the meeting.

Click on the icon  to enter the multi motion voting.

When the multi motion voting is open, the resolutions and the voting choices are displayed.

To vote, select from the options shown on the screen.

A message will appear that your vote has been received.

To change your voice, press another choice. If you want to cancel your vote, press Cancel.

